

**FIRÉZ™**

EXCLUSIVE MEDIA WALL FIRES

THE  
HEART  
OF YOUR  
HOME

FIRÉZ



^ Model shown: Firez 1250

**3D** REFLECTORY  
FLAME  
TECHNOLOGY

# HIGH

QUALITY YOU CAN TRUST

We only use the highest quality materials and components in the manufacture of all our fires. This guarantees your fire will not only look amazing, but will be safe and reliable for years to come. All our fires come with a manufacturer's warranty.

# TECH

STATE-OF-THE-ART TECH

All our fires use state-of-the-art tech, enabling you to easily control the temperature of the heater, and the colours of the ultra-realistic 3D flame and bed effects, all from the comfort of your armchair!



# STYLE

DESIGNED IN THE UK

Firez fires have been designed in the UK by a team who have been working with fireplaces for over 30 years. Our mission to be at the forefront of interior trends has led to the development of our range of panoramic fires that are leading edge in media wall technology.

PANORAMIC FIRES:  
RANGE/FEATURE **OVERVIEW** 6

THE FUEL BED 8

FIRES	
EPITOME <b>LCD</b>	10 <b>NEW</b>
<b>1250</b>	12
<b>1500</b>	14
<b>1600</b>	16
<b>1800</b>	18
<b>2200</b>	20
<b>SLIMLINE 1500</b>	22
<b>SLIMLINE 1800</b>	24
<b>SLIMLINE 900</b>	26
<b>570</b>	28 <b>NEW</b>
<b>STOVES</b>	30 <b>NEW</b>

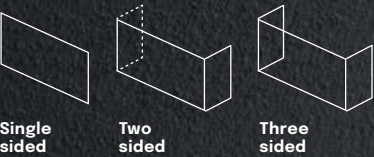
REAL HOMES  
**SEE ACTUAL INSTALLS** 32

TECHNICAL  
**SPECS** 34



# FEATURES

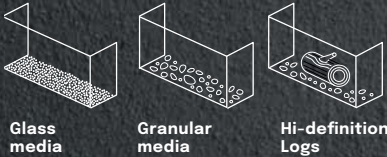
ALL OUR FIRES FEATURE:



1, 2 OR 3-SIDED

There are three installation options with all our fires, with all the components included in the box.

- 1. **Single-sided installation** - for a hole-in-the-wall type effect.
- 2. **Two-sided installation** - where the front and a side are required.
- 3. **Three-sided installation** - where three sides are visible.



CHOICE OF SUPPLIED FUEL BED

All our fires come complete with a selection of fuel bed components so you can personalise your fire to your own personal taste. Choose from a high-definition Woodland Ceramic Log effect fuel bed, clear or smoked tinted crystals and granular material, or get creative and use a combination! You can also choose to upgrade to our Deluxe Real Log Set for a step up in luxury and realism.



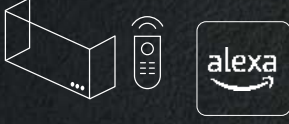
ULTIMATE FLAME PICTURE

Our 3D reflectory flame technology produces an ultra-realistic flame picture. Not only can you change the colour and intensity of the flame effect, you can also adjust the colour of the fuel bed and overbed lighting independently to create an ambience for any mood. All conveniently controlled from the included remote.



ULTRA-EFFICIENT HEATER

Relax at your perfect temperature with the ultra-efficient built-in heater. The heater can be thermostatically or manually controlled. Simply set the temperature from your remote control for automatic function, or manually change the heater settings using either your remote or the push buttons discretely styled into the fascia of the fire.



EASY TO CONTROL

You can have full control of your fire colour and temperature, directly from your armchair using either the included remote control, connecting your fire to the app through your phone, or by connecting to Alexa. If your remote is not to hand, simply use the push-button controls which are discretely styled into the front of every fire.





FIRÉZ™ MEDIA WALL FLAME EFFECT FIRES

# THE FUEL BED

All our fires come complete with a selection of fuel bed components so you can personalise your fire to your own personal taste.

Choose from a high-definition Woodland Ceramic Log effect fuel bed, clear or smoked tinted crystals and granular material, or get creative and use a combination! You can also choose to upgrade to our Deluxe Real Log Set for a step up in luxury and realism.



^ Smoked & clear  
ember stones



^ Ultra-realistic high-  
definition Woodland  
Ceramic Log effect



^ Granular Stones



SEE THE DELUXE  
REAL LOG SET



^ Deluxe real logs in the  
manufacturing process



#### DELUXE REAL LOGS:

< Created using natural logs, our Deluxe Real Log set is the ultimate upgrade for both looks and realism. Fully customisable arrangement so that you can really tailor the look of your fire to your personal preferences.



FIRÉZ™

EPITOME

LCD



If you're looking to take your electric fire installation to the next level the Firez Epitome LCD is the fire for you..

Incorporating cutting edge, next generation LCD technology, the Epitome offers an enhanced flame picture with 16 different flame effect combinations to choose from, and the inclusion of 6 different sound effect modes adds to the realism so you can really get a fully tailored sensory experience at the push of a button!

PERFECT FOR TV  
SIZES UP TO  
**58"**



**FEATURES:**

- > Ultra realistic LCD flame picture
- > Multi-coloured overbed lighting
- > Multi-coloured underbed glow
- > High-definition fuel bed including Woodland Ceramic Logs, smoked tinted crystals, wood bark chips and granular material
- > 1.6Kw thermostatic convector heater
- > Full remote, app control, Alexa, and push button manual controls
- > Full manufacturer's warranty
- > Independent ember lights
- > 6 different sound effect options, or quiet mode
- > Easy access and maintenance

**DIMENSIONS:**

H: 603mm  
W: 1446mm  
D: 265.5mm

**FOR FULL  
SPECIFICATION  
SEE PAGE 38.**



FIREZ™

# 1250

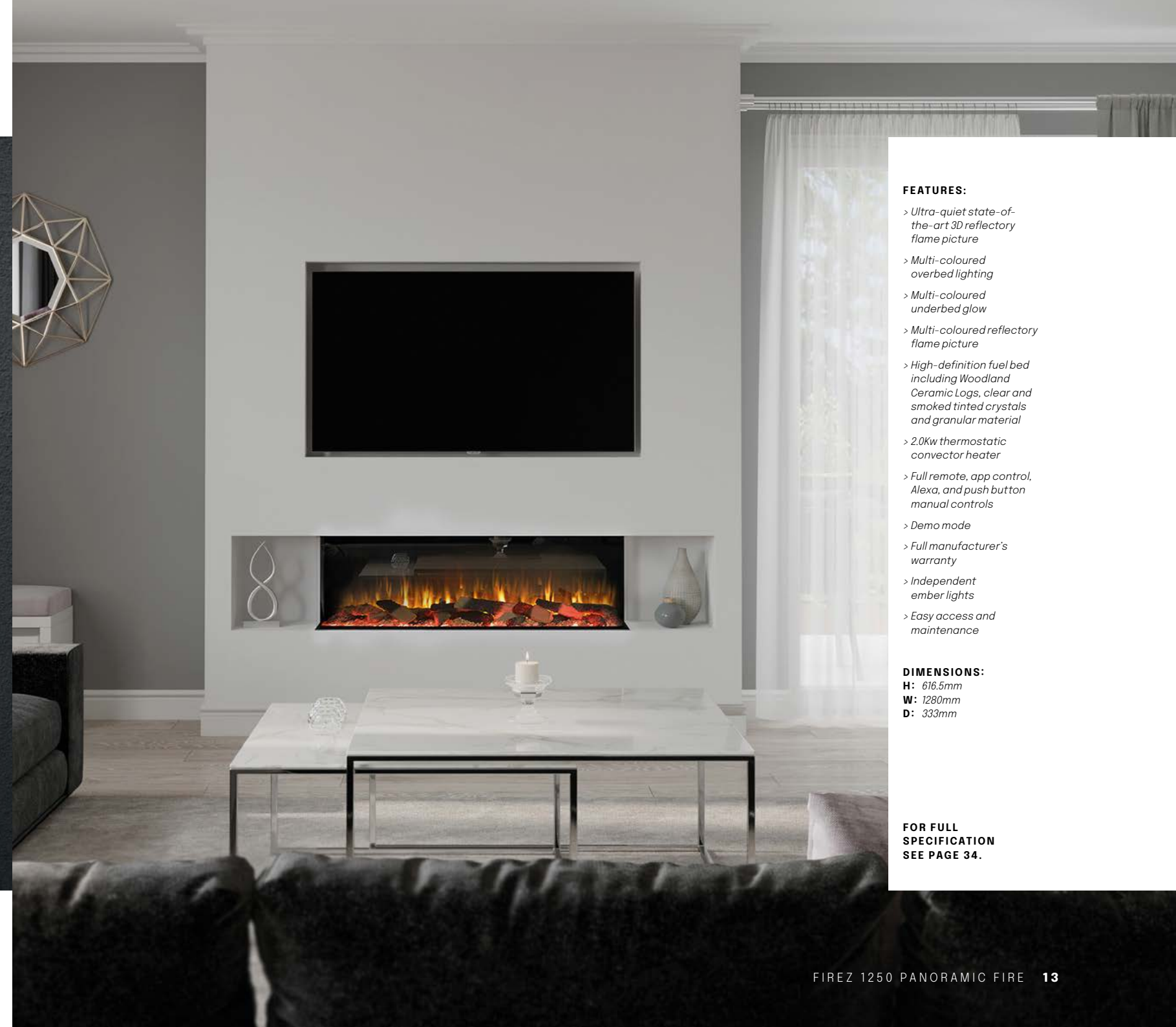


Stylish yet compact, this fire is ideal for creating a focal point in smaller spaces.

All our Firez fire models feature 1, 2 or 3 -sided panoramic glass variations giving you options of how to best incorporate this stunning fire into your room.

SEE THE FIRE WORKING

PERFECT FOR TV  
SIZES UP TO  
**43"**



**FEATURES:**

- > Ultra-quiet state-of-the-art 3D reflectory flame picture
- > Multi-coloured overbed lighting
- > Multi-coloured underbed glow
- > Multi-coloured reflectory flame picture
- > High-definition fuel bed including Woodland Ceramic Logs, clear and smoked tinted crystals and granular material
- > 2.0Kw thermostatic convector heater
- > Full remote, app control, Alexa, and push button manual controls
- > Demo mode
- > Full manufacturer's warranty
- > Independent ember lights
- > Easy access and maintenance

**DIMENSIONS:**

**H:** 616.5mm  
**W:** 1280mm  
**D:** 333mm

**FOR FULL SPECIFICATION SEE PAGE 34.**



FIRÉZ™

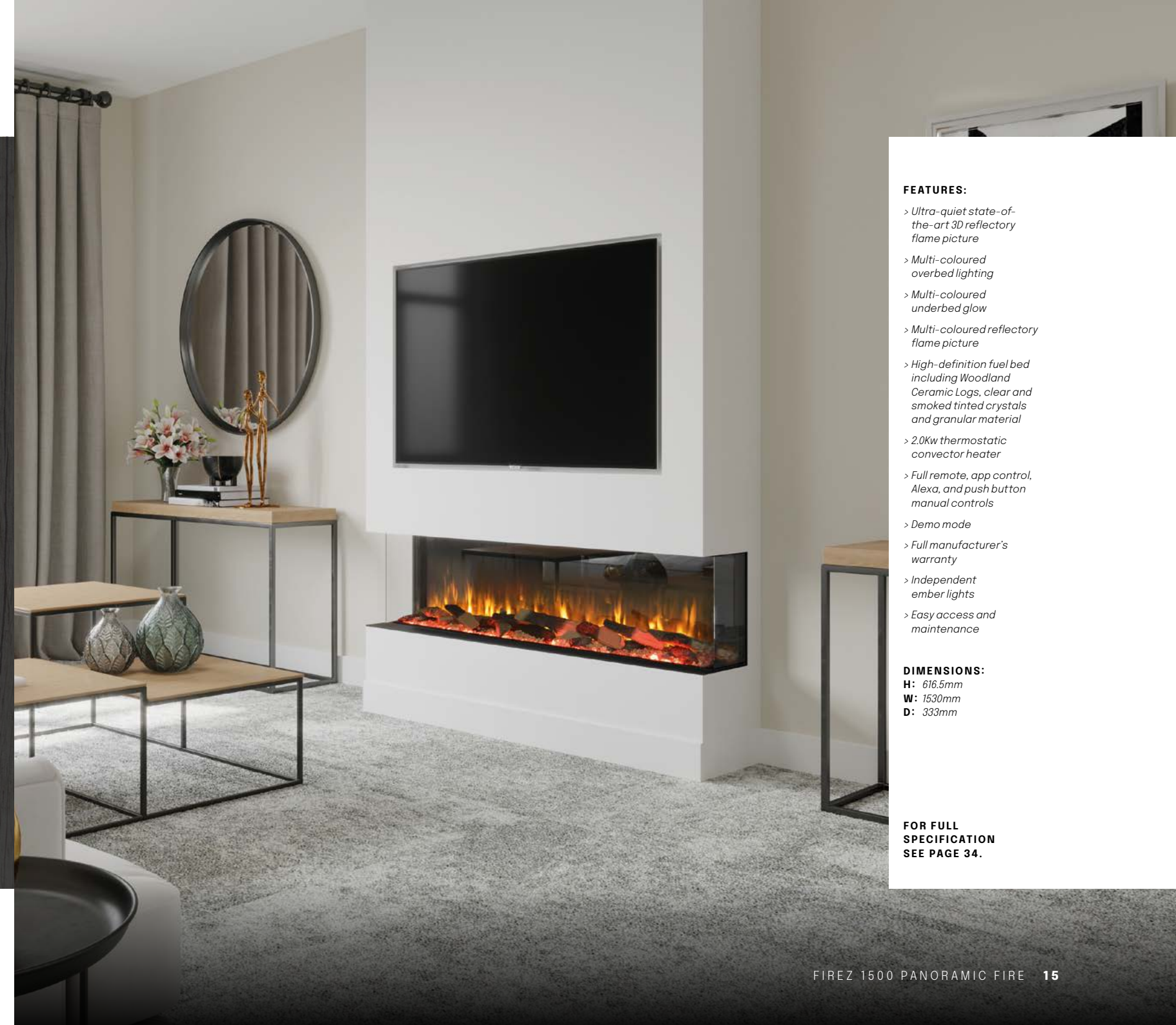
# 1500

Our best-selling  
fire size with  
a beautiful  
wide-screen  
flame picture.

With a mixed interchangeable  
high-definition Woodland Ceramic  
Log effect fuel bed as standard on  
all models, and the option to upgrade  
to our Deluxe Real Log Set you have  
the freedom to set the fuel bed up  
to your own personal preference for  
a look that's unique to you.

SEE THE FIRE  
WORKING

PERFECT FOR TV  
SIZES UP TO  
**58"**



**FEATURES:**

- > Ultra-quiet state-of-the-art 3D reflectory flame picture
- > Multi-coloured overbed lighting
- > Multi-coloured underbed glow
- > Multi-coloured reflectory flame picture
- > High-definition fuel bed including Woodland Ceramic Logs, clear and smoked tinted crystals and granular material
- > 2.0Kw thermostatic convector heater
- > Full remote, app control, Alexa, and push button manual controls
- > Demo mode
- > Full manufacturer's warranty
- > Independent ember lights
- > Easy access and maintenance

**DIMENSIONS:**

**H:** 616.5mm  
**W:** 1530mm  
**D:** 333mm

**FOR FULL  
SPECIFICATION  
SEE PAGE 34.**



FIRÉZ™

# 1600

The increased width of the 1600 model offers greater flexibility for our customers with a larger TV.

Our fires have the aesthetics to rival that of a real wood burning fire, but without the hassle! Simply switch on with the included remote for instant ambience.

SEE THE FIRE  
WORKING

PERFECT FOR TV  
SIZES UP TO  
**60"**



**FEATURES:**

- > Ultra-quiet state-of-the-art 3D reflectory flame picture
- > Multi-coloured overbed lighting
- > Multi-coloured underbed glow
- > Multi-coloured reflectory flame picture
- > High-definition fuel bed including Woodland Ceramic Logs, clear and smoked tinted crystals and granular material
- > 2.0Kw thermostatic convector heater
- > Full remote, app control, Alexa, and push button manual controls
- > Demo mode
- > Full manufacturer's warranty
- > Independent ember lights
- > Easy access and maintenance

**DIMENSIONS:**

H: 616.5mm  
W: 1630mm  
D: 333mm

**FOR FULL  
SPECIFICATION  
SEE PAGE 35.**



FIREZ™

# 1800

The size of this fire makes it a show-stopping focal point in any room, and is perfect to build a full wall media installation around.

With multi-option flame, overbed, and underbed lighting options available to select on all models with a click of your remote, you can easily create the look you want to suit your mood.

SEE THE FIRE  
WORKING

PERFECT FOR TV  
SIZES UP TO  
**70"**



**FEATURES:**

- > Ultra-quiet state-of-the-art 3D reflectory flame picture
- > Multi-coloured overbed lighting
- > Multi-coloured underbed glow
- > Multi-coloured reflectory flame picture
- > High-definition fuel bed including Woodland Ceramic Logs, clear and smoked tinted crystals and granular material
- > 2.0Kw thermostatic convector heater
- > Full remote, app control, Alexa, and push button manual controls
- > Demo mode
- > Full manufacturer's warranty
- > Independent ember lights
- > Easy access and maintenance

**DIMENSIONS:**

**H:** 616.5mm  
**W:** 1830mm  
**D:** 333mm

**FOR FULL  
SPECIFICATION  
SEE PAGE 35.**



FIRÉZ™

# 2200

At 2200mm wide this panoramic fire gives you the ultimate wide-screen wow factor that fills even the largest of rooms with drama and the ultimate fireplace ambience.

Our largest wide-screen fire is packed with the same features as our other fires, but in this dramatic size suitable for larger installations including cinema rooms.

SEE THE FIRE  
WORKING

PERFECT FOR TV  
SIZES UP TO  
**85"**



**FEATURES:**

- > Ultra-quiet state-of-the-art 3D reflectory flame picture
- > Multi-coloured overbed lighting
- > Multi-coloured underbed glow
- > Multi-coloured reflectory flame picture
- > High-definition fuel bed including Woodland Ceramic Logs, clear and smoked tinted crystals and granular material
- > 2.0Kw thermostatic convector heater
- > Full remote, app control, Alexa, and push button manual controls
- > Demo mode
- > Full manufacturer's warranty
- > Independent ember lights
- > Easy access and maintenance

**DIMENSIONS:**

H: 616.5mm

W: 2233mm

D: 333mm

**FOR FULL  
SPECIFICATION  
SEE PAGE 36.**



FIRÉZ™

# SLIMLINE 1500



If you already have a chimney breast in your room taking up space there's no reason for you to miss out on one of our beautiful media walls.

Our slimline fires are only 190mm deep meaning a far shallower build off your chimney, less than a traditional fireplace hearth! Boasting all the same visual features of our deeper range, and a 1.6kw heater, these fires are perfect to maximize your space and create an eye-catching centrepiece. The Slimline 1500 keeps the width of our best-selling fire, so you still get that fantastic flame picture!

SEE THE FIRE WORKING



PERFECT FOR TV SIZES UP TO  
**58"**



## FEATURES:

- > Ultra-quiet state-of-the-art 3D reflectory flame picture
- > Multi-coloured overbed lighting
- > Multi-coloured underbed glow
- > Multi-coloured reflectory flame picture
- > High-definition fuel bed including Woodland Ceramic Logs, clear and smoked tinted crystals, wood bark chips and granular material
- > 1.6Kw thermostatic convector heater
- > Full remote, app control, Alexa, and push button manual controls
- > Demo mode
- > Full manufacturer's warranty
- > Independent ember lights
- > Easy access and maintenance

## DIMENSIONS:

H: 616.5mm  
W: 1530mm  
D: 207mm

FOR FULL SPECIFICATION SEE PAGE 37.



FIRÉZ™

# SLIMLINE 1800



At 1800mm wide this slimline fire means you can create the same show-stopping look as with the deeper version, but without losing too much floor space.

The depth of the build will still allow you to recess your TV into an alcove for that clean flush look.

SEE THE FIRE WORKING



PERFECT FOR TV  
SIZES UP TO  
**70"**



#### FEATURES:

- > Ultra-quiet state-of-the-art 3D reflectory flame picture
- > Multi-coloured overbed lighting
- > Multi-coloured underbed glow
- > Multi-coloured reflectory flame picture
- > High-definition fuel bed including Woodland Ceramic Logs, clear and smoked tinted crystals, wood bark chips and granular material
- > 1.6Kw thermostatic convector heater
- > Full remote, app control, Alexa, and push button manual controls
- > Demo mode
- > Full manufacturer's warranty
- > Independent ember lights
- > Easy access and maintenance

#### DIMENSIONS:

H: 616.5mm  
W: 1830mm  
D: 207mm

FOR FULL  
SPECIFICATION  
SEE PAGE 37.



FIREZ™

# SLIMLINE 900



With an inset depth of just 175mm the Firez 900 is perfect for incorporating into an existing chimney breast or even for flat wall installation into a cavity.

The one sided installation leaves you the freedom to build your feature wall to your own specification with the paint colour or wallpaper you choose, and as there is no need to build into the room this is achieved with minimal disruption and no loss of floor space, all while still giving the beautiful flame effect, cosy ambience, and high tech features offered across the full range of Firez fires.



## GET CREATIVE WITH FRAMING OPTIONS



^ Shown inset with black frame surround



^ Shown inset with limestone slips

> Shown inset with brushed nickel frame surround



## FEATURES:

- > Ultra-quiet state-of-the-art 3D reflectory flame picture
- > Multi-coloured overbed lighting
- > Multi-coloured underbed glow
- > Multi-coloured reflectory flame picture
- > High-definition fuel bed including Woodland Ceramic Logs, clear and smoked tinted crystals, wood bark chips and granular material
- > 1.6Kw thermostatic convector heater
- > Full remote, app control, Alexa, and push button manual controls
- > Demo mode
- > Full manufacturer's warranty
- > Independent ember lights
- > Easy access and maintenance

## DIMENSIONS:

H: 600mm  
W: 978mm  
D: 175mm

## FRAME:

W: 1012.5mm  
H: 467mm

FOR FULL SPECIFICATION SEE PAGE 36.



FIREZ™

570



> Shown inset with black frame surround

The Firez 570 has been designed with versatility in mind, and offers a variety of installation options.

Like our 900 model the inset depth is just 175mm allowing for easy installation into an existing chimney breast or the cavity of a flat wall, the increased height also makes it a perfect solution if you are wanting installation with a surround for a complete fireplace aesthetic, and with a tailored suite it can even be accommodated as a flat wall installation with no adjustment required to the walls of your room.



> Shown inset without frame

**FEATURES:**

- > Ultra-quiet state-of-the-art 3D reflectory flame picture
- > Multi-coloured overbed lighting
- > Multi-coloured underbed glow
- > Multi-coloured reflectory flame picture
- > High-definition fuel bed including Woodland Ceramic Logs, smoked tinted crystals, wood bark chips and granular material
- > 1.5Kw thermostatic convector heater
- > Full remote, app control, Alexa, and push button manual controls
- > Demo mode
- > Full manufacturer's warranty
- > Independent ember lights
- > Easy access and maintenance

**DIMENSIONS:**

H: 815mm  
W: 648mm  
D: 175mm

**FOR FULL SPECIFICATION SEE PAGE 39.**



FIRÉZ™

# STOVES



> The Kendal Black Edition Stove with LED backlighting.

If you're wanting the cosy traditionalism of a stove alongside the modern convenience and striking flame effect of the Firez range, the Bourne and Kendal Black Edition Stoves are perfect for you..

Sharing all the same features as our built in range, our stoves also boast an ambient back light glow as standard, giving an illuminated chamber effect for that ultimate relaxing atmosphere.



> The Bourne Black Edition Stove with LED backlighting.

## FEATURES:

- > Ultra-quiet state-of-the-art 3D reflectory flame picture
- > Multi-coloured overbed lighting
- > Multi-coloured underbed glow
- > Multi-coloured reflectory flame picture
- > High-definition fuel bed including Woodland Ceramic Logs, smoked tinted crystals, wood bark chips and granular material
- > 2.0Kw thermostatic convector heater
- > Full remote, app control, Alexa, and push button manual controls
- > Demo mode
- > Full manufacturer's warranty
- > Independent ember lights
- > Ambient backlight glow as standard
- > Easy access and maintenance

## DIMENSIONS:


- H:** 616.5mm (Bourne)  
641mm (Kendal)
- W:** 463mm (Bourne)  
540mm (Kendal)
- D:** 380mm (Bourne)  
362mm (Kendal)

**FOR FULL SPECIFICATION SEE PAGE 39.**



FIRÉZ™

# REAL HOMES



## << FIRE: FIREZ 1500

**DESIGN:** Constructed tight to the fire above and below, with bespoke built alcove for the TV.

Another media wall build that shows just how exquisite a simplistic design can turn out. Despite the relaxing, neutral tones throughout the room, it still has great character whilst also retaining that warm feeling. The different colour options and realistic shimmering effect on the underbed lighting in the Firez range pulls the whole theme together. Simple and classic.

## < FIRE: FIREZ 1500

**DESIGN:** Constructed tight to the fire above and below, with bespoke built alcove for the TV.

This 3-sided effect media wall design is not only a beautiful sight from all angles, but it also shows how easy it really is to add a striking focal point to any room or space without having to give up much in return. The Firez 1500 takes the spotlight in this particular build giving a pop of colour to a stunningly decorated, elegant living space.

## << FIRE: FIREZ 1600

**DESIGN:** Wall-to-wall full alcove build with 3 alcove opening either side of the fire and TV.

Brilliantly minimalistic and complimentary of the whole living space, our full alcove builds can be built to whatever space you have there currently, to create a great new look to the room with additional storage options. If not, you can use the space to further elevate the room to a whole new level through intricate decoration and ornaments.



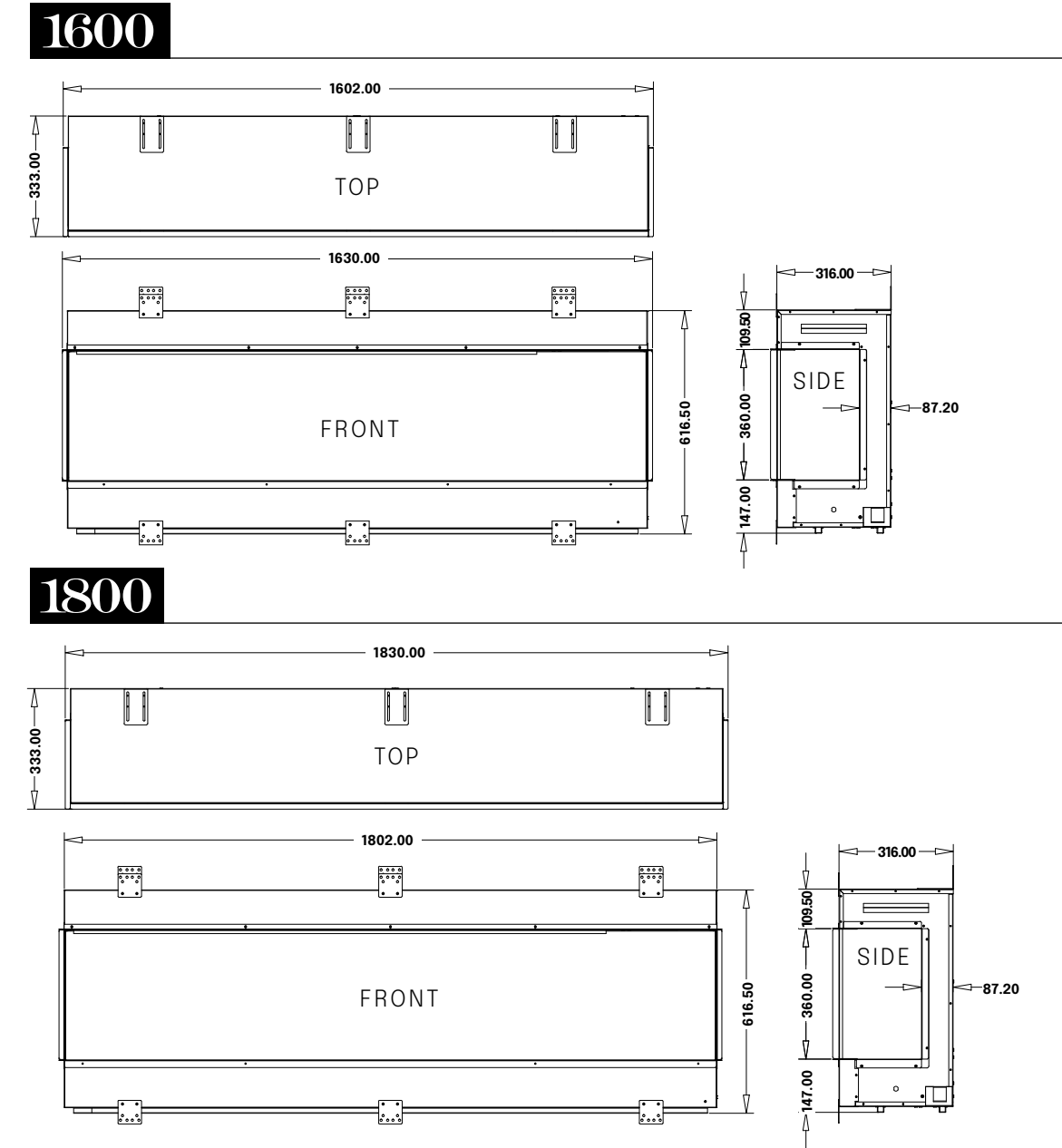
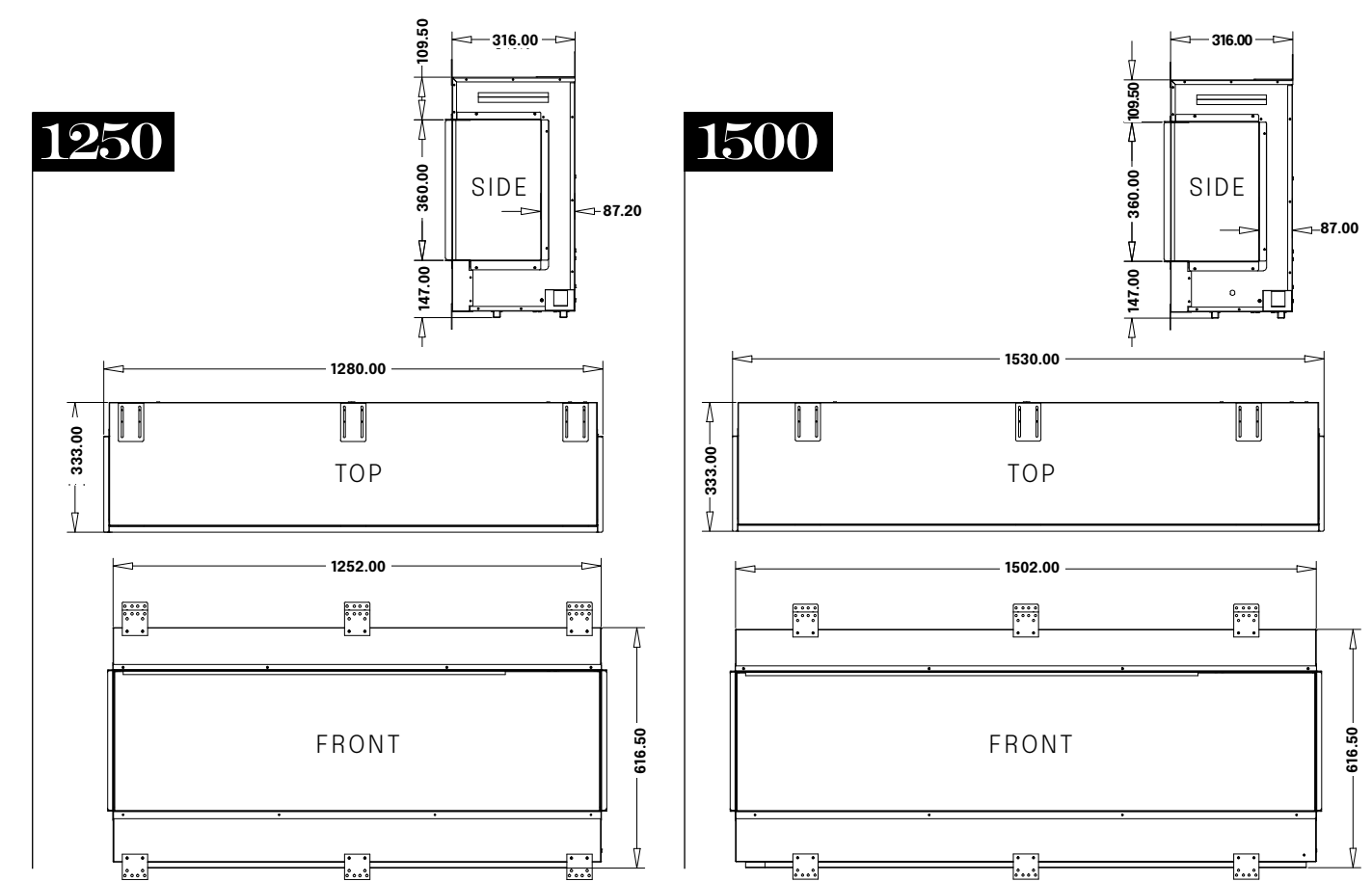
## < FIRE: FIREZ 1800

**DESIGN:** Constructed tight to the fire above and below, with bespoke built alcove for the TV and 4 lit display alcoves to each side of the TV.

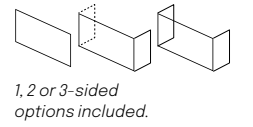
This extravagant media wall installation has seemingly both transformed the whole living space, whilst also managing to encapsulate the elegant look and feel in which the room had originally. The wall-to-wall masterpiece spans across over 4 metres, whilst also maintaining the simple, clean look finished off with some decorative details within each of the alcoves.



SPEC



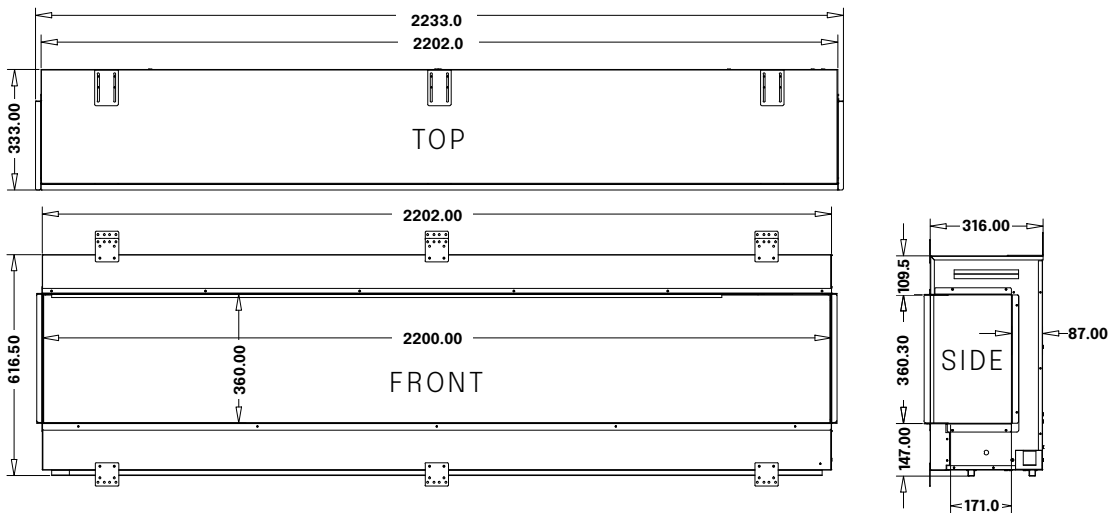
All fires have a 2.0Kw heater and include Firez 3D reflectory flame technology as standard.



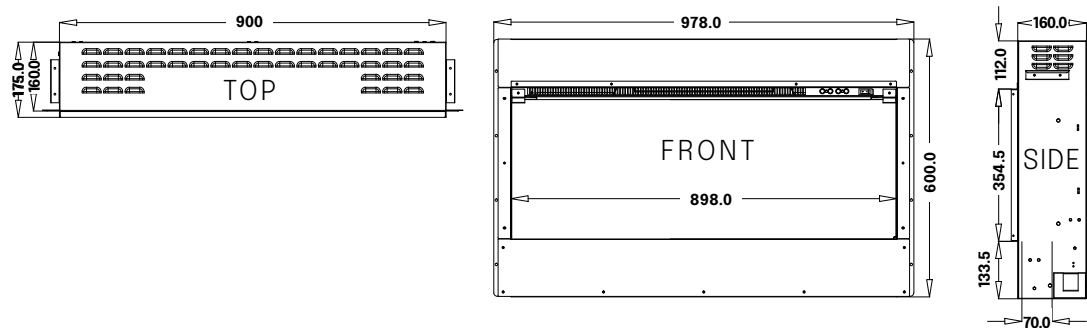


SPEC

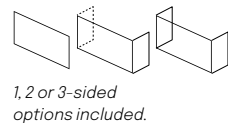
2200



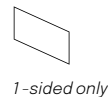
SLIMLINE 900



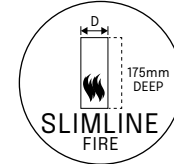
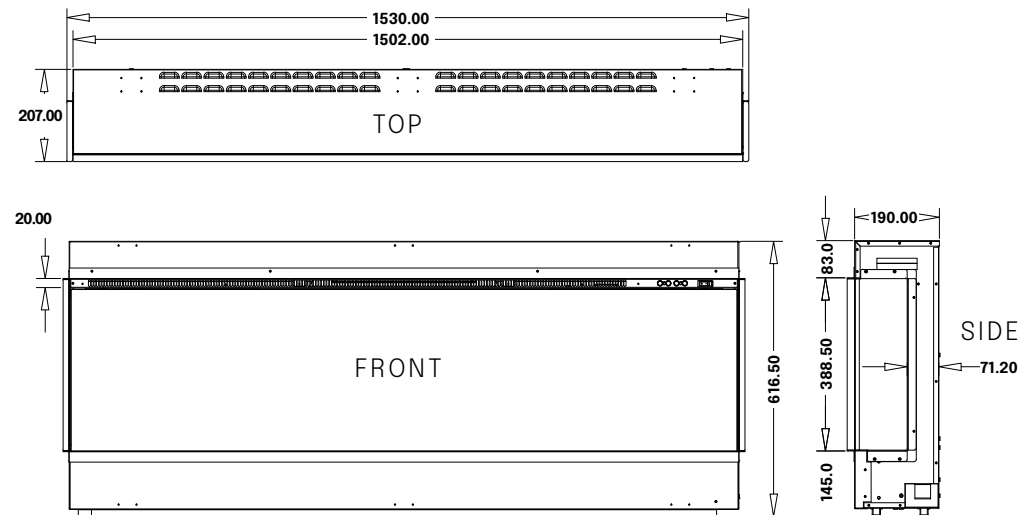
All fires have a 2.0Kw heater and include Firez 3D reflectory flame technology as standard.



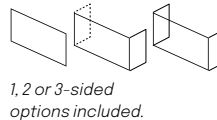
All slimline fires have a 1.6Kw heater and include Firez 3D reflectory flame technology as standard.



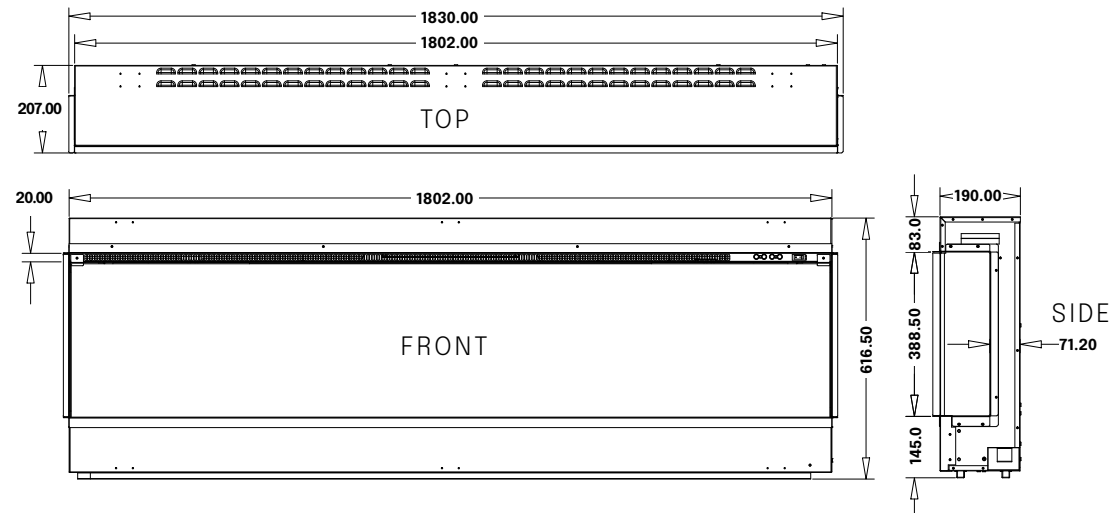
SLIMLINE 1500



All slimline fires have a 1.6Kw heater and include Firez 3D reflectory flame technology as standard.



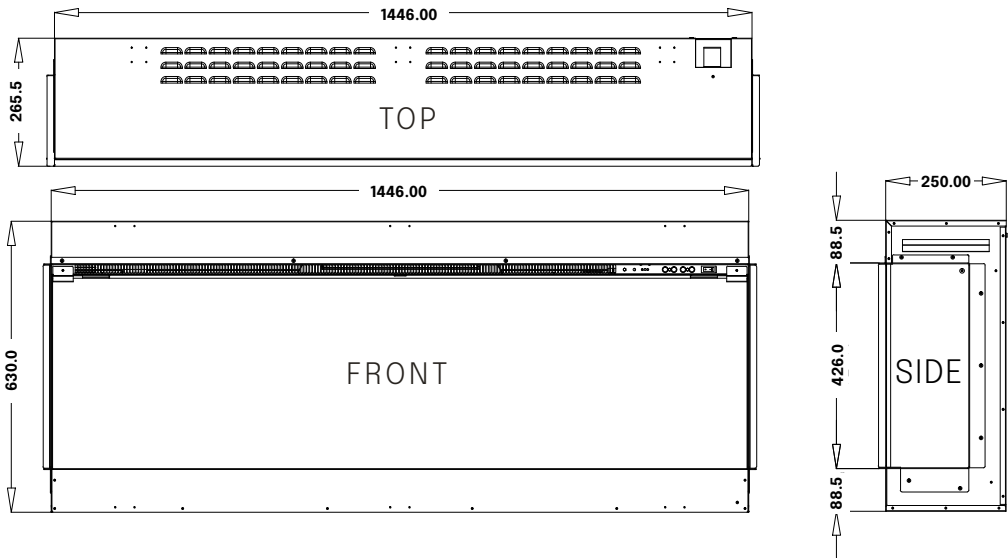
SLIMLINE 1800



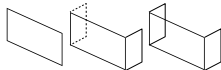


SPEC

EPITOME LCD

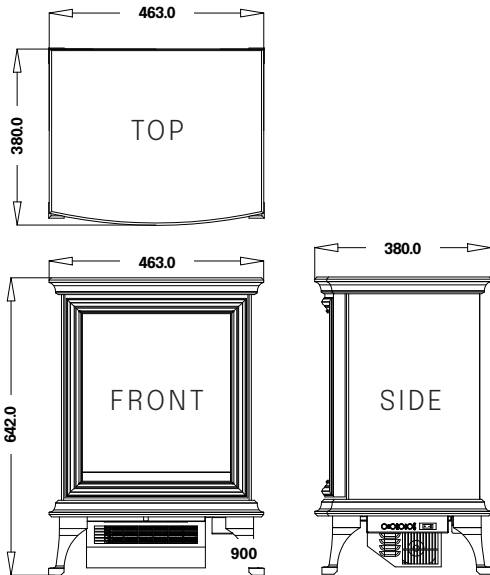


The Epitome LCD has a 1.6Kw heater and includes Firez LCD flame effect technology.

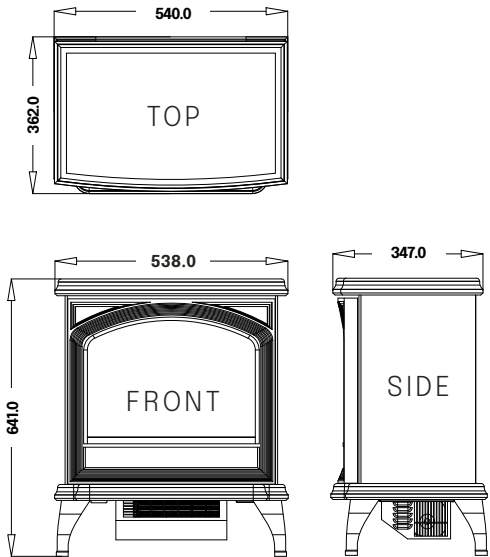


1, 2 or 3-sided options included.

BOURNE STOVE

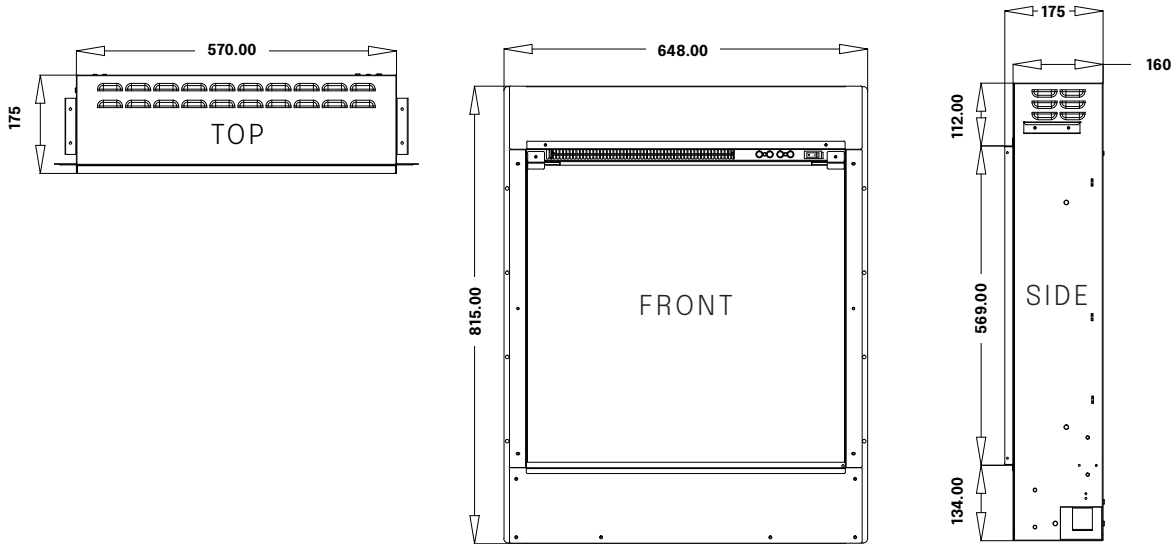


KENDAL STOVE



All stoves have a 2.0Kw heater and include Firez 3D reflectory flame technology and LED backlighting as standard.

570



All slimline fires have a 1.6Kw heater and include Firez 3D reflectory flame technology as standard.



1-sided only



# FIRÉZ™

EXCLUSIVE MEDIA WALL FIRES

┌ YOUR AUTHORISED DEALER ┐

└ FIREZ.CO.UK ┘