




Exclusive UK distributor

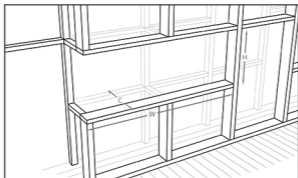
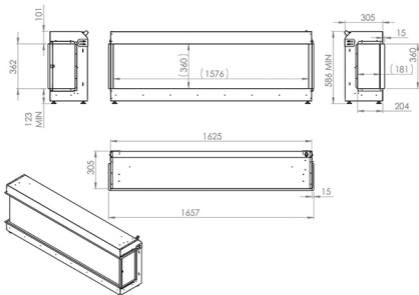


iléktrö™

sixteen fifty
electric fire

Installation Sheet
for Architects and Builders

By PAUL AGNEW | DESIGNS®



PLEASE NOTE: DIMENSIONS ARE FOR REFERENCE ONLY - CONSULT YOUR INSTALLER AND RETAILER FOR GUIDANCE

FRAME BUILD OUT DETAILS - ALL DIMENSIONS ARE IN MILLIMETRES

H - MIN	W - MAX	C - CAVITY DEPTH
591	1627	315



Exclusive UK distributor

By PAUL AGNEW | DESIGNS[®]